



2016

2017 04

)

(

		2016	12	31
445,160,000		400,000		444,760,000
	10	1.60		

1

A

2

.....
.....
..... **15**

			002726
	Shandong Longda Meat Foodstuff Co.,Ltd		
	LONGDA		
	265200		
	99		
	265200		
	www.longdameat.com		

	1,766,039,324.79	1,546,619,811.38	14.19%	1,463,511,193.29
--	------------------	------------------	--------	------------------

	573,387.12	557,915.94	347,471.56	
	26,678,694.18	15,467,573.68	9,913,984.66	--

		545,004.58	27.62%	
23,275.44	100.94%			
1				
		2016	5.44	19,553.66
2				
2016				32.40%
3				
2016		14.16%		
				2016
()				
1				
2016 4 18			2016-2020	

3
2016 1-2 18 / 5 21.17
/ 6 10 11
2016
4
2016 1 11 150.70 121% 2015
159.5 150
2.89% 2000 2016
5
2016

2

3

2

1

2

HACCP ISO9001

2

2

SEW

EMC QTB -/MCID 1 >>B3C 1.35 0 g 9 Tf1 0 0 c -226.56.7 67A Td

612,844,759.59	11.25%	623,265,983.91	14.59%	-1.67%
3,931,381,486.32	72.13%	2,969,233,815.41	69.53%	32.40%
477,860,771.40	8.77%	418,591,913.72	9.80%	14.16%
108,655,521.45	1.99%	157,936,487.05	3.70%	-31.20%
9,005,757.69	0.17%	7,257,652.84	0.17%	24.09%
310,297,531.73	5.69%	94,204,043.27	2.21%	229.39%
2,672,224,325.06	49.02%	2,638,135,325.31	61.78%	1.29%
1,432,025,959.32	26.28%	866,924,534.12	20.30%	65.18%
603,798,075.56	11.08%	306,228,984.75	7.17%	97.17%
293,664,624.82	5.39%	201,848,522.82	4.73%	45.49%

3

			2016	2015	
			268,339.02	252,837.2	6.13%
			264,642.8	250,515.26	5.64%
			10,113.45	13,842.35	-26.94%

30%

4**5**

	2016	2015

6

2

1,500

2015 12 25

2,000

2016 3 23

7

	566,809,766.73

1	A	413,818,360.56	8.66%
2	B	62,415,216.05	1.31%
3	C	58,647,867.54	1.23%
4	D	51,774,175.54	1.08%
5	E	45,436,694.64	0.94%
	--	632,092,314.33	13.22%

3

	2016	2015		
	131,875,579.89	123,592,885.26	6.70%	
	122,792,092.08	110,238,078.66	11.39%	
	-4,228,793.71	-3,523,265.41	-20.02%	
	13,715,577.72	194,465.82	6,952.95%	

4

PK

+O" • z°!Æ •ß × Ê ³tÆCNAS 95A07AB>7<21C6123413.BDC [<D 054642B41FD 0.05CA52 -1F23D44AJ -F0AF40AB9FA201EC1

	0.08%	0.13%	-0.05%
	0.00	0.00	
	0.00%	0.00%	0.00%

5



1

	2016	2015		

4

5

1



378020100100056995

0.12
17,790.82

2

	()		(1)		(2)	(3) (2)/(1)				
1										
31 2.85		43,759.25	55,624.33	1,881.69	33,020.68	59.36%		11,098.24		
2										
6000		6,034.4	6,034.4							
	--	49,793.65	61,658.73	1,881.69	33,020.68	--	--	11,098.24	--	--
	--	49,793.65	61,658.73	1,881.69	33,020.68					

		2014	6	30	28,289.18
					28,289.18
					[2014] 00070651

6/30/16

1

1

31

GP

PS

GGP

2

3

6,000

4

5

1

2

3

4

6

1

A

2

3

4

5

3


6

	2014	2015	2016
	17.55%	16.68%	22.29%


7

8

2016	71,161,600.00	232,754,370.15	30.57%	0.00	0.00%
2015	34,918,399.99	115,833,796.32	30.15%	0.00	0.00%
2014	32,736,000.00	102,361,765.72	31.98%	0.00	0.00%



			<p style="text-align: center;">3</p> <p style="text-align: center;">A</p> <p style="text-align: center;">B</p> <p style="text-align: right;">C</p> <p style="text-align: right;">20%</p> <p>50%</p> <p style="text-align: center;">D</p> <p style="text-align: center;">5</p> <p style="text-align: center;">E</p> <p style="text-align: center;">4</p> <p style="text-align: center;">3</p> <p style="text-align: center;">10</p> <p style="text-align: center;">4</p>			
--	--	--	---	--	--	--



5

4


3

10

3


			10			
			15			
			/	=	2014 02 17	
			:			
	;				2014 02 17	
	;					

	;			2014 02 17	
	;		/	2014 02 17	
			1	2014 02 17	
		36	2	2014 02 17	2014 6 26 2017 6 25
			80% 25%		
			1	2014 02 17	2014 6 26 2017 6 25
		36	2		



3

"



			4			
				5		

;
;
; ;
;
;
; ;
;
;
; ;
;
;
;

			5			

2

2

1,500

2015 12 25

2,000

41

2016 3 23

	60
7	

2016

1 2016 3 30 < 2016
2016 > < 2016
>

5.86 868 62
2 2016 5 12 2016 A 2016

1 2016 5 30 2016
30 5.86 62 868 2016 5
5 31 2016-052 http://www.cninfo.com.cn 2016
2 2016 6 22 2016 (2016-056)
2016

3 31 http://www.cninfo.com.cn
2016 6 24

2016 10 26

2016 400,000

✶

4

5

> 2016

2015

<

2016

2016

ZZ

	2016 03 22	www.cninfo.com.cn 2016-022


2016 06 28

www.cninfo.com.cn 2016-058

3

2

1





2

3

				10	12	12	20					
			1,800	2016 10	2016 21	2017 01	2017 18			12.43		0
			125,500	--	--	--	--	123,700		867.36	854.93	--
												0
				2016	08	13						
)		2016	10	27						
)		2016	12	15						

1.		
2.		
3.		
4.		

1

	327,655,3	75.07%	8,280,000						
	50								

	0	0	7,180,000	7,180,000		
59						
	355,350	0	8,624,250	8,979,600	--	--

1

2

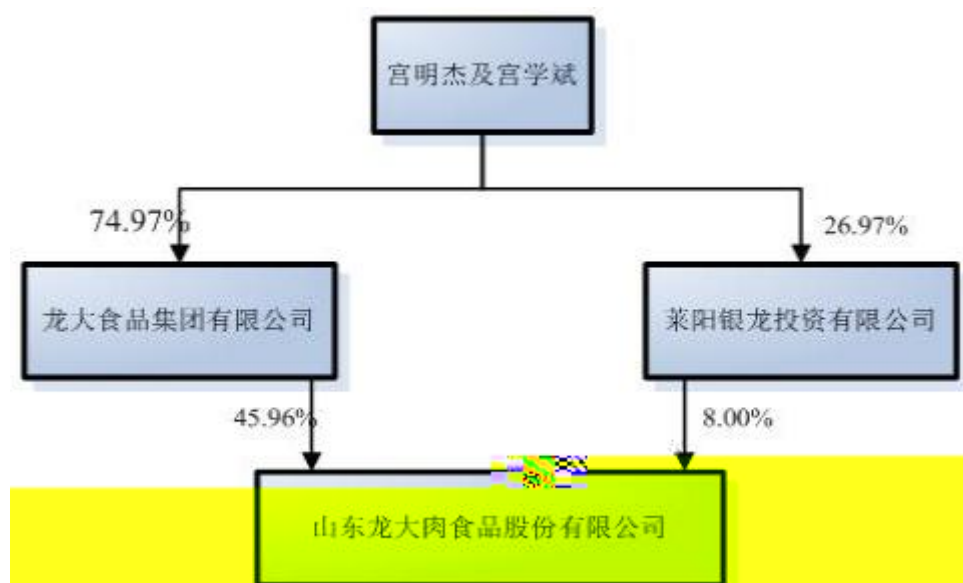
3

1

	20,955		14,062		0		0
				8		8	
		5%		10			
		45.96%	204,400,000		204,400,000		

		19.63%	87,300,000		87,300,000			
--	--	--------	------------	--	------------	--	--	--

	900,185		900,185
	871,888		871,888
10			
10		10	



4 10%

4748301

--	--	--	--	--	--	--	--	--	--	--	--

					2013		2019				
					55 03	17 03	15	373,800	89,000	0	0

					03 17	03 15						
					2013	2019						
					51 03 17	03 15	0	0	0	400,000	400,000	

			2016 03 16	
			2016 03 16	
			2016 03 16	
			2016 03 16	
			2016 10 17	

			50			0
			60			0
			42			0
			58			2
			52			2
			51			0
			53			5.51
			42			56.32
			50			56.32
			38			36.41
			49			38.11

		0	0			0	0	400,000	5.86	400,000
	--	0	0	--	--	0	0	2,100,000	--	2,100,000

1

	2,161
	1,396
	3,557
	36,629
	0
	1,898
	1,080
	183
	58
	338
	3,557
	141
	556
	712
	2,148
	3,557

2

[

CE

1

1

2

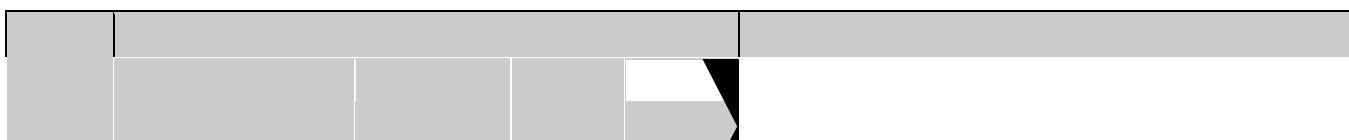
5%

3

4

5

1



		3,429.87	42.20	1.23%		2,160.69	336.96	15.60%
		2,915.78	150.39	5.16%		2,019.66	205.75	10.19%
		41,419.37	906.12	2.19%		13,211.83	861.88	6.52%
		60,033.67	1,531.25	2.55%		26,814.50	1,953.93	7.29%

2016		48,180.37	1,407.76	2.92%	21,386.00	1381.71	6.46%
		60,033.67	1,531.25	2.55%	26,814.50	1,953.93	7.29%

2

2016		168.52		858.49
		76.54		75.10
		5.00		73.30


	10	4	6	0	0
				0	0



1

2





0.5%
5%
0.5%
0.5% 2
0.5%>
0.2%
5%> 0.5%>
2% 0.2% 5%>
0.5%>
0.2% 0.5%>
0.2% 3
< 0.2%
< 2%
< 0.2% <
0.2%

	2017 04 24
	[2017]000742

, 2016

2016 12 31

	820,188,751.81	364,189,280.29
	3,087,003.43	3,000,000.00

	22,541,988.67	23,237,039.61
	37,830,443.86	32,951,184.91

	434,656,888.74	285,177,155.76

2

	155,898,154.33	78,414,409.81
	3,087,003.43	3,000,000.00
	196,744,495.13	166,359,907.45
	57,318,086.27	18,523,267.35
	3,559,346.18	68,971,663.54
	249,159,908.34	

	12,973,517.38	297,845.13
	28,796,440.90	22,386,002.75
	929,080,825.33	876,402,404.87
	1,594,847,819.01	1,672,743,358.17
	203,295,186.76	86,205,295.57
	34,642,008.82	21,695,518.04
	14,925,848.66	12,781,581.59
	1,105,828.81	814,062.20
	83,188,746.02	297,844,334.66
	337,157,619.07	419,340,792.06

	0.00	0.00
	337,157,619.07	419,340,792.06

3.		
4.		
5.		
6.		
	234,518,146.29	116,240,918.78
	232,754,370.15	115,833,796.32
	1,763,776.14	407,122.46
	0.53	0.27
	0.53	0.27

4

	3,460,603,002.42	2,772,300,277.31
	3,262,913,102.56	2,566,243,163.47
	2,527,073.21	400,514.85
	104,309,133.12	101,081,785.50
	68,975,600.56	54,851,172.99
	-1,728,311.55	-557,066.40
	11,226,853.50	3,451,521.28
	6,847,194.53	5,278,575.34

	19,226,745.55	52,107,760.96
	8,277,817.25	925,962.07
	25,034.08	2,470.81
	1,085,410.63	845,809.51
	888,994.07	355,292.77
	26,419,152.17	52,187,913.52
	8,796,661.60	11,439,658.08
	17,622,490.57	40,748,255.44
1.		
2.		
1.		
2.		

	6,137,173,180.86	4,753,601,208.94

12,698,105.90
447,976,681.24
87,028,310.24
580,100,000.00
667,128,310.24
-219,151,629.00

6

	3,803,301,566.95	2,982,280,209.73
		0.00
	30,533,606.56	26,109,156.31
	3,833,835,173.51	3,008,389,366.04
	3,480,513,632.07	2,653,595,436.98
	109,474,621.13	77,601,709.07
	18,668,978.80	16,851,709.37
	102,685,703.95	101,029,921.70
	3,711,342,935.95	2,849,078,777.12
	122,492,237.56	159,310,588.92

	175,000,000.00	103,000,000.00
	223,520,800.00	103,000,000.00
	34,918,399.99	32,736,000.00
	432,652,000.00	7,500,000.00
	467,570,399.99	40,236,000.00
	-244,049,599.99	62,764,000.00
	18,154.58	
	77,483,744.52	-17,389,150.76
	78,414,409.81	95,803,560.57
	155,898,154.33	78,414,409.81

	0,000.				,143.33	800.00			207.90		,773.56	463.78	99,788.
	00												57

	218,24				801,629				74,963,		368,678	51,163,	1,514,6	
	0,000.				,978.31				058.70		,156.28	167.79	74,361.	
	00												08	



2											
	444,760, 000.00				646,477,3 60.47	48,520,80 0.00			86,637,20 7.90	128,336 ,431.57	1,257,690 ,199.94

										000.00	00.00
3											
	218,240, 000.00				-218,240, 000.00						
1	218,240, 000.00										

2

12

1

2016 12 31

2016

2

1 1 12 31

3

12

4

5

1

2

7

8

13 -

14 -

3

4

5

6

(1)

(2)

(3)

(4)

(5)

(6)

(7)

(8)

50%(50%)

12 (12

(9)

)

(

11

1

©DQ~R é# 8—•N© Ä	100	500
------------------	-----	-----

1 2	20.00%	20.00%
2 3	50.00%	50.00%
3	100.00%	100.00%

3

12

1

2

3

4

5

13

1

2

14

1

/

(2)

3

15

16

1

3

19

1

2

+OW+O(CpMbaYfQ@zd5dÙ836XN/MÁ

			(%)
--	--	--	-----

3

0

33.33%

23

1

24

1

2

3

1

2

4

- 1
- 2
- 3

25

/ /

1

2

26

1

© (i) E L K p c g N p l e H S D e a M O O j 4 4 N 5 1 6 N L P A O y p e M O O j Ä Ä

3

27

2.

- 1
- 2
- 3
- 4

- 1
 - 2
- 3.

29

1

2

30 /

1

()

()

2

()

/ /

3

31

1

2

32

33

1

2

34

1

		13%
		17%
		7%
		25%
		5% 3%
		3%
		2%

	25%

1

	304,911.37	17,565.36
	807,649,538.61	354,082,859.62
	12,234,301.83	

2

3

4

3

1

	222,635, 974.00	100.00%	6,148,89 1.45	2.76%	216,487,0 82.55	195,919 ,720.29	100.00%	7,045,299 .26	3.60%	188,874,42 1.03
	222,635, 974.00	100.00%	6,148,89 1.45	2.76%	216,487,0 82.55	195,919 ,720.29	100.00%	7,045,299 .26	3.60%	188,874,42 1.03

1					

1 3

195,951,652.34

3,919,033.04

2

0.00

896,407.81

3

4

70,604,684.88

31.71%

2,012,024.51

5

6

4

1

1	48,131,845.34	98.80%	22,467,463.91	94.43%
1 2	103,358.22	0.21%	845,041.23	3.55%
2 3	22,569.60	0.05%		
3	460,405.39	0.94%	479,997.07	2.02%
	48,718,178.55	--	23,792,502.21	--

2

33,640,929.88

69.05%

5

1

--	--	--

	96,605,240.88		96,605,240.88	63,217,993.32		63,217,993.32
	466,749,273.74	7,413,783.12	459,335,490.62	443,310,380.03	3,521,471.88	439,788,908.15

4

2

	3,521,471.88	7,413,783.12		3,521,471.88	7,413,783.12
	3,521,471.88	7,413,783.12		3,521,471.88	7,413,783.12

2016

	12,100,000			000	10,9
	.00			.00	
	12,100,000			000	10,9
	.00			.00	

10,974,066	10.00%	
.43		
10,974,066	--	
.43		

9

1

1. ETEMC Q16.1.14.19.62.ref*9262.reW*6.1.14.19.62.ref*92.02.528.Q16.1.12.refEMC.q56.94.528.16.67.87619.62.reW*/PP<</M

4.	105,762,942.60	146,205,942.65	16,172,336.88	13,212,194.07	8,942,395.45	290,295,811.65
1.						
2.						

	000.00	42.95	28.93	67.05		4.83					
--	--------	-------	-------	-------	--	------	--	--	--	--	--

3

11

1

1.		30,603,560.24	4,995,564.30		35,599,124.54
2.		14,385,828.11	3,475,293.06		17,861,121.17
(1)			1,885,835.00		1,885,835.00
(2)		14,385,828.11	1,589,458.06		15,975,286.17
3.		14,202,535.30	3,092,198.43		17,294,733.73
(1)		14,202,535.30	3,092,198.43		17,294,733.73
(2)					

1.						
2.						
(1)						
3.						
(1)						

3.					
1					
4.	43,251,127.91	4,094,607.64			47,345,735.55
1.	5,290,425.53	2,781,972.11			8,072,397.64
2.	866,653.33	576,240.72			1,442,894.05
1	866,653.33	576,240.72			1,442,894.05
3.					

	2,131,470.56	1,044,391.27
--	--------------	--------------

5

2017	4,474.47	6,224.78	
2018	16,179.97	16,179.97	
2019	6,919.35	6,919.35	
2020	1,015,067.17		

1000 2016 NYH7131 008 2016 NYH7131 020 12 1000

2

2016 12 31

17

	30,000,000.00	20,000,000.00
	30,000,000.00	20,000,000.00

18

1

1	118,154,758.89	93,637,759.34
1	7,511,163.41	13,057,407.09
	125,665,922.30	106,695,166.43

2

1

19

1	79,731,165.83	34,926,577.72
	79,731,165.83	34,926,577.72

20

1

	23,022,637.96	177,484,140.05	173,324,152.66	27,182,625.35
-		12,048,786.63	12,048,786.63	
		20,000.00	20,000.00	
	23,022,637.96	189,552,926.68	185,392,939.29	27,182,625.35

	19,210,123.73	477,333.34	2,660,934.04	17,026,523.03	--
--	---------------	------------	--------------	---------------	----

					/
	2,276,465.86		209,753.64		2,066,712.22
	47,236.25		24,645.00		22,591.25
	320,000.00		20,000.00		300,000.00
	7,046,107.70		1,686,850.32		5,359,257.38
	1,650,000.00		100,000.00		1,550,000.00
	5,677,800.00		322,200.00		5,355,600.00
	810,400.00		71,100.00		739,300.00
	416,463.07		27,495.28		388,967.79
	404,325.70		103,164.11		301,161.59
	535,503.95		1,640.04		533,863.91
	25,821.20		17,535.63		8,285.57

 436,480,000.00 8,280,000.00

29



32

	41,051,371.19	33,595,995.04
	41,701,127.45	42,844,051.68
	15,312,519.98	14,998,036.95
	7,691,498.92	6,328,885.43
	2,559,479.74	1,642,795.35
	3,157,688.67	2,773,872.46
	696,058.21	791,459.64
	1,872,791.79	2,345,471.92
	582,695.34	1,675,905.19
	17,250,348.60	16,596,411.60
	131,875,579.89	123,592,885.26

33

34

	1,803,565.29	2,605,017.08
	5,631,984.20	6,965,277.74
	285,682.11	222,349.93
		614,645.32
	686,056.91	
	-4,228,793.71	-3,523,265.41

35

--	--

						71,100.00	71,100.00	
						27,495.28	32,257.88	

		8,250.00		
		2,937,540.00		
		33,216.60		
		122,666.66		

						200,000.00		
	--	--	--	--	--	10,456,692.70	8,287,553.44	--

38

	2,097,736.19	2,211,613.17	2,097,736.19
	1,029,689.79	586,397.68	1,029,689.79
	2,600.00		2,600.00
	1,068,046.40	1,625,215.49	1,068,046.40
	309,848.97	551,350.42	309,848.97
	2,410,185.16	2,762,963.59	2,410,185.16

39

1

	16,120,120.98	11,915,401.77
	-6,520,287.90	-182,339.56
	9,599,833.08	11,733,062.21

2



41

1

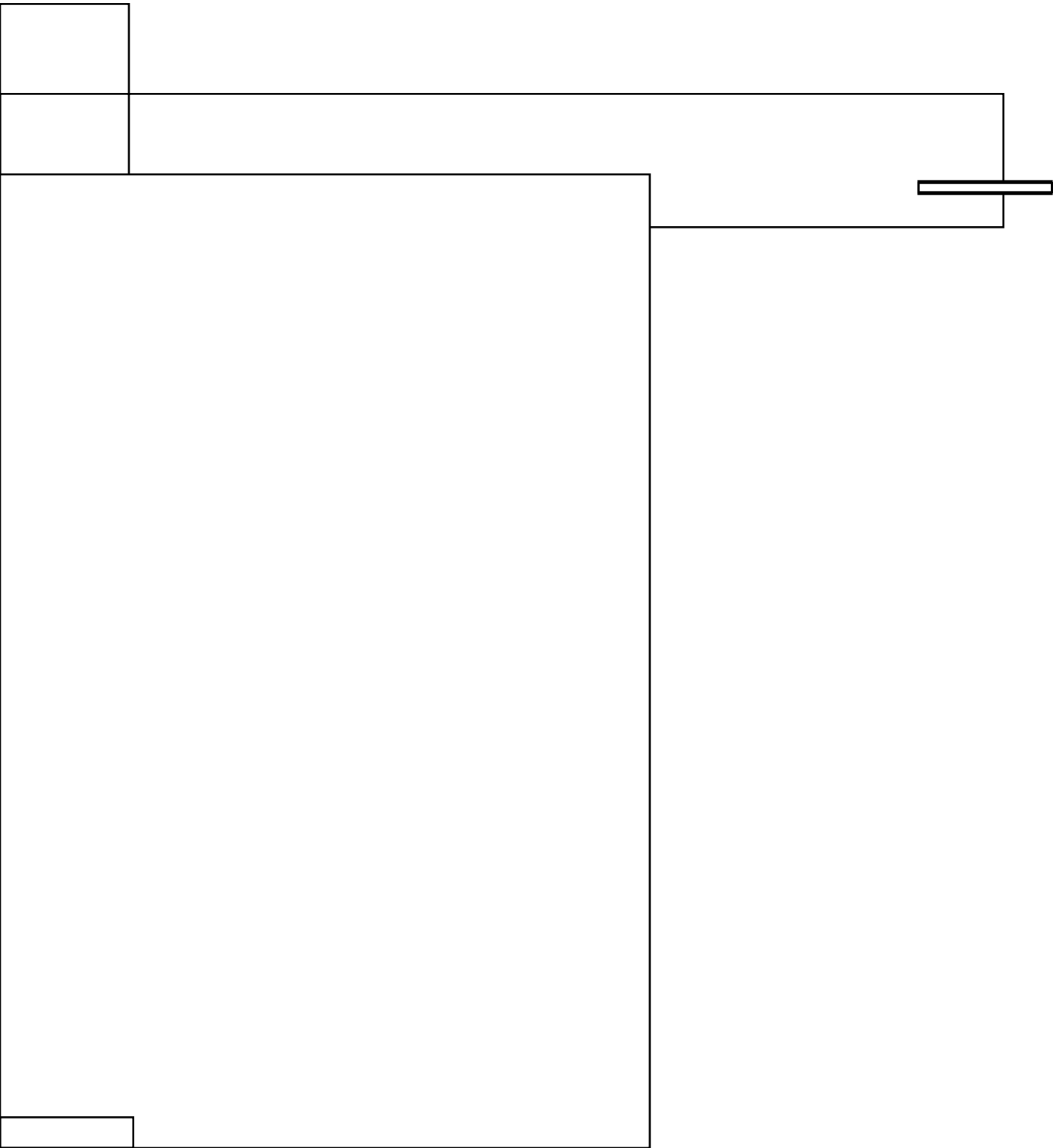


	808,188,751.81	354,189,280.29
	304,911.37	17,565.36
	807,649,538.61	354,082,859.62
	234,301.83	88,855.31
	808,188,751.81	354,189,280.29

42

	12,000,000.00	
	12,000,000.00	--

				100.00%		
				40.00%		
				51.00%		



2

3

12

1

	--	--	--	--
	--	--	--	--

2

3

4

5

6

7

8

9

1

			6,796	45.96%	45.96%

1993 7 17
6,796

2016 12 31

18


2

3

--	--

4

--	--



5

1

/

		4,805,441.82		2,931,438.02
		2,207,227.53		1,117,785.25
		10,715,185.12		5,741,772.52
		86,218.80		34,888.04
		781,769.91		119,725.67
		91,637.17		
		68,918.58		62,977.88
	()	376,850.50		134,798.75

		242,029.99			355,893.74
					25,000.00
	()	27,433.77			
	()	18,056.41			
	()	25,874,223.35			4,136,825.82
	()	152,416.29			
	()				694,888.50
	()	5,404.69			11,457.61
	()	82,573.63			
	()	33,191.51			21,234.24

	()				735.60
	()				321.24
	()				1,323.84
	()	1,146,103.42			
	()	27,478.65			4,666.66

		72,611.68	62,269.22
			33,699.12
		58,470.93	210,698.46
		70,162.57	97,654.71
		16,172.31	86,922.30
		7,931.62	9,203.54
			53,946.90
			73,769.91

		427,872.65	219,580.18
		82,481.14	57,373.59
		272,310.38	386,610.38
		66,500.95	

4

	2,987,584.59	3,167,140.53

5

2016 12 31

6**1**

1

	50,864,800.00
	0.00
	2,344,000.00
	2016 5 30 2016 6 24
	50% 30% 20%

2016 5 30

868

2016

5.86 /

2016 5 30

2016 6 24

2016 10 26

400,000.00

5.86 /

50% 30% 20%

2

	21,583,543.25
	15,428,206.00

3

4

5

1

2

1

2

3

1

2

	71,161,600.00
	71,161,600.00

1

1

	2,975,436.87	1.47%			2,975,436.87					
	199,237,655.07	98.53%	5,468,596.81	2.74%	193,769,058.26	172,911,303.10	100.00%	6,551,395.65	3.79%	166,359,907.45
	202,213,091.94	100.00%	5,468,596.81	2.70%	196,744,495.13	172,911,303.10	100.00%	6,551,395.65	3.79%	166,359,907.45

7-9	4,005,019.40	320,401.55	8.00%
10-12	3,353,335.17	335,333.52	10.00%
1	195,548,806.20	4,730,827.04	
1 2	3,688,848.87	737,769.77	20.00%
	199,237,655.07	5,468,596.81	

2

1,082,798.84

3

4

63,142,941.57

31.23%

1,671,616.84

2

1

						63,760,000.00	91.38%			63,760,000.00
	4,057,434.77	100.00%	498,088.59	12.28%	3,559,346.18	6,012,637.08	8.62%	800,973.54	13.32%	5,211,663.54
	4,057,434.77	100.00%	498,088.59	12.28%	3,559,346.18	69,772,637.08	100.00%	800,973.54	1.15%	68,971,663.54

1			
1-3	3,106,650.28	62,133.01	2.00%
4-6	100,007.29	5,000.36	5.00%
7-9	94,000.00	7,520.00	8.00%
10-12	55,002.20	5,500.22	10.00%
1	3,355,659.77	80,153.59	
1 2	189,175.00	37,835.00	20.00%
2 3	265,000.00	132,500.00	50.00%
3	247,600.00	247,600.00	100.00%
	4,057,434.77	498,088.59	

2

302,884.95

3

4

	953,673.08	3,394,840.49
--	------------	--------------

1

	6,222,692.25	
	10,456,692.70	
	8,549,304.13	
	5,604,993.25	
	3,581,601.03	
	573,387.12	
	26,678,694.18	--

1

1

2

		/

3

4

2016